

PHILIPS

CertaDrive

LED driver



Datasheet

CertaDrive G4

CertaDrive 18W 0.45A 40V I 230V

9290 038 75380

Affordable and reliable LED Drivers

Philips CertaDrive LED Point drivers are designed to operate with LED COB solutions used both in built-in and independent applications such as down light, spot light and track light. CertaDrive drivers have common features such as low ripple output current, single output current and upto 50,000 hours lifetime. They are specifically designed to ensure great EMI performance, high robustness and safe usage.

Features

- Class II application
- Built in and independent
- Low Ripple less than 4%

Benefits

- Provides options for different luminaire designs
- Great EMI performance for easy design-in
- Peace of mind with proven reliability

Application

- Down lighting
- Spot lighting
- Track lighting

Logistical data

Specification item	Value
Product name	CertaDrive 18W 0.45A 40V I 230V
Logistic code 12NC	9290 038 75380
Pieces per box	64

Electrical input data

Specification item	Value	Unit	Condition
Rated input voltage range	220...240	V _{ac}	Performance range
Rated input voltage	230	V _{ac}	
Rated input frequency	50...60	Hz	Performance range
Rated input current	0.11	A	@ rated output power @ rated input voltage
Rated input power	21.0	W	@ rated output power @ rated input voltage
Power factor	0.95		@maximum output power @ rated input voltage
Total harmonic distortion	20	%	@ rated output power @ rated input voltage
Efficiency	86.0	%	@ rated output power @ rated input voltage @max. Uout
Input voltage AC	198...264	V _{ac}	Operational range
Input frequency AC	47.5...63	Hz	Operational range
Isolation input to output	SELV		

Electrical output data

Specification item	Value	Unit	Condition
Regulation method	Constant Current		
Output voltage	30...40	V _{dc}	
Output voltage max.	60	V	Maximum output voltage (rms)
Output current	450	mA	
Output current tolerance ±	8	%	@full load
Output current ripple LF	≤ 4	%	Ripple = peak / average, < 3kHz
Output current ripple HF	≤ 15	%	
Output P _{st} ^{LM}	≤ 0.1		In entire operating window
Output SVM	≤ 0.1		In entire operating window
Output power	13.5...18.0	W	

Control interfaces

Specification item	Value	Unit	Condition
Control method	Fixed		

Wiring and Connections

Specification item	Value	Unit	Type
Input wire cross-section	0.75...1.5 / 18...16	mm ² / AWG	solid / stranded wire
Input wire strip length	8...9	mm	
Output wire cross-section	0.5...1.5 / 20...16	mm ² / AWG	solid / stranded wire
Output wire strip length	8...9	mm	
Maximum cable length	0.6	m	Total length of wiring including LED module, one way

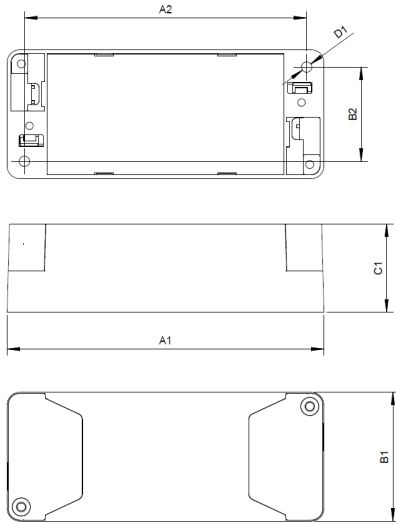


Isolation

Insulation per IEC61347-1	Input	Output
Input	-	SELV
Output	SELV	-

Dimensions and weight

Specification item	Value	Unit	Tolerance (mm)
Length (A1)	101	mm	
Mounting hole distance (A2)	90	mm	
Width (B1)	41	mm	
Width (B2)	30	mm	
Height (C1)	28	mm	
Mounting hole diameter (D1)	3.3	mm	
Weight	68	gram	

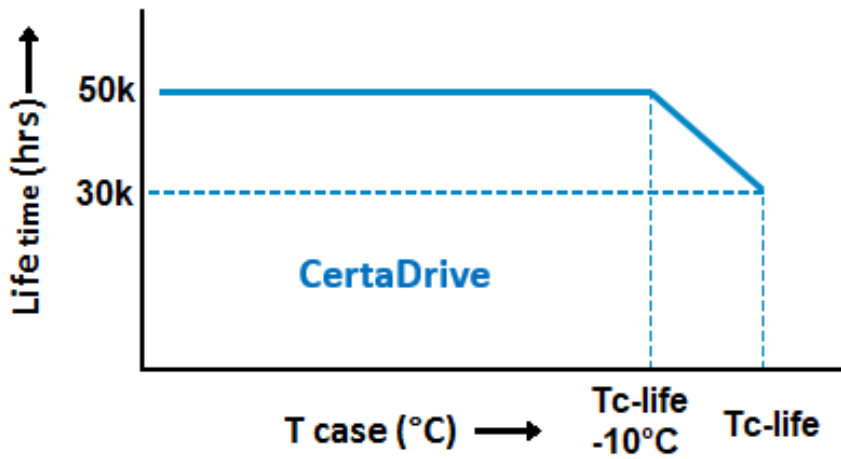


Operational temperatures and humidity

Specification item	Value	Unit	Condition
Ambient temperature	-20...+50	°C	Higher ambient temperature allowed as long as Tcase-max is not exceeded
Tcase-max	75	°C	Maximum temperature measured at Tcase-point
Tcase-life	65	°C	Measured at Tcase-point
Maximum housing temperature	130	°C	In case of a failure, inherent by design
Relative humidity	10...90	%	Non-condensing

Lifetime

Specification item	Value	Unit	Condition
Driver lifetime	50,000	hours	Measured temperature at Tcase-point is Tcase-point is 55°C. Maximum failures = 10%
Driver lifetime	30,000	hours	Measured temperature at Tcase-point is Tcase-point is 65°C. Maximum failures = 10%



Maximum failures = 10%

Storage temperature and humidity

Specification item	Value	Unit	Condition
Ambient temperature	-25...+85	°C	
Relative humidity	5...95	%	Non-condensing

Programmable features

Specification item	Available	Default setting	Condition
Set Adjustable Output Current (AOC)		450 mA	
LED Module Temperature Protection (MTP)	No		
Driver Temperature Limit (DTL)	No		
Constant Light Output (CLO)	No		
Corridor Mode	No		
DC emergency (DCemDim)	No		

Non-programmable features

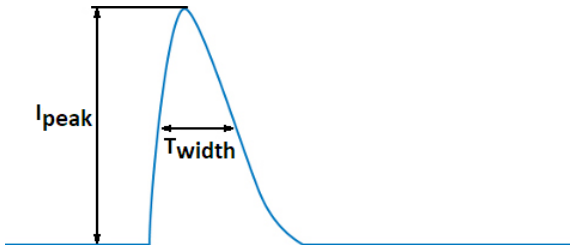
Specification item	Value	Condition
Open load protection	Yes	Automatic recovering
Short circuit protection	Yes	Automatic recovering
Over power protection	Yes	Automatic recovering
Hot wiring	No	
Suitable for fixtures with protection class	II	per IEC60598
Energy metering (DALI part 252)	No	
Diagnostics via Signify tool	No	

Inrush current

Specification item	Value	Unit	Condition
Inrush current	14.2	A	Input voltage 230V
Inrush peak width	142	μs	Input voltage 230 V, measured at 50% height
Drivers / MCB 16A type B	≤ 58	pcs	Indicative value at 230V

Please refer to the driver design in guide if you use other MCB-types.

If several mini circuit breakers are used directly side-by-side (without distance pieces) a correction factor of 80% has to be applied to the rated current



Driver touch current / protective conductor current / earth leakage current

Specification item	Value	Unit	Condition
Typical Touch Current (ins. Class II)	0.7	mA peak	Acc. IEC61347-1. LED module contribution not included

Surge immunity

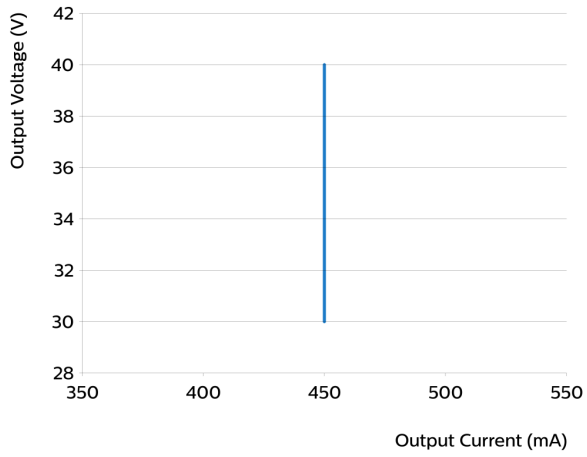
Specification item	Value	Unit	Condition
Mains surge immunity (diff. mode)	1	kV	Acc. IEC61000-4-5. 2 Ohm, 1.2/50us, 8/20us
Mains surge immunity (comm. mode)	2	kV	Acc. IEC61000-4-5. 12 Ohm, 1.2/50us, 8/20us

Application Info (Approbation)

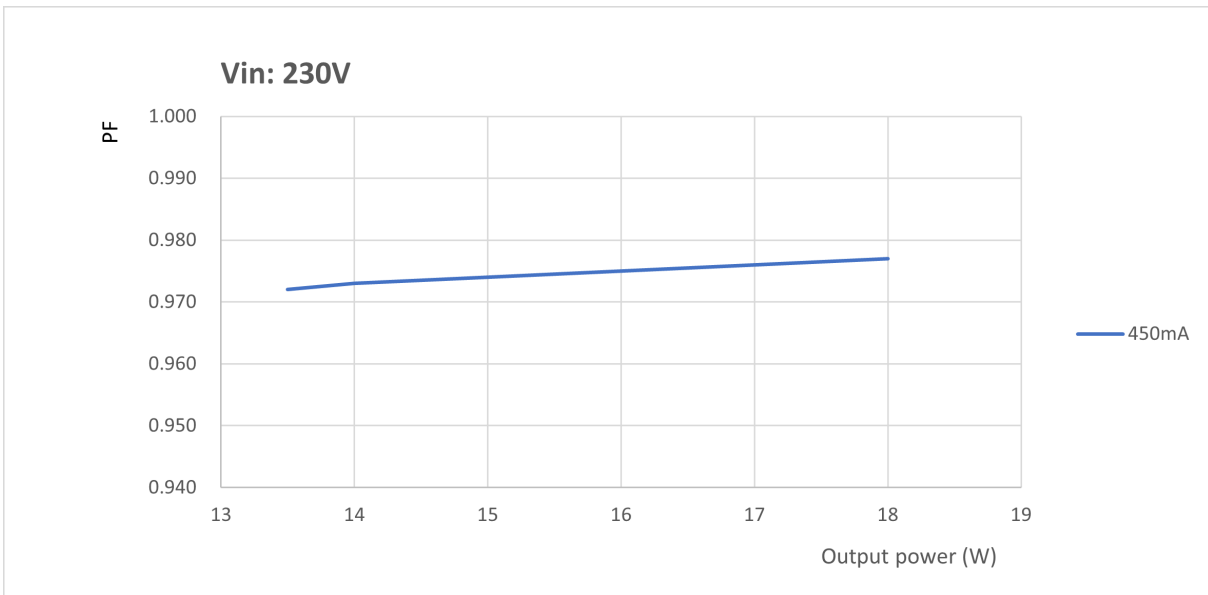
Specification item	Value
Approval marks and Certifications	CCC / CE / ENEC / RCM / SELV / TISI / UKCA
Ingress Protection classification (IP)	20
Application	Indoor Point
Mounting Type	Built-in / Independent

Graphs

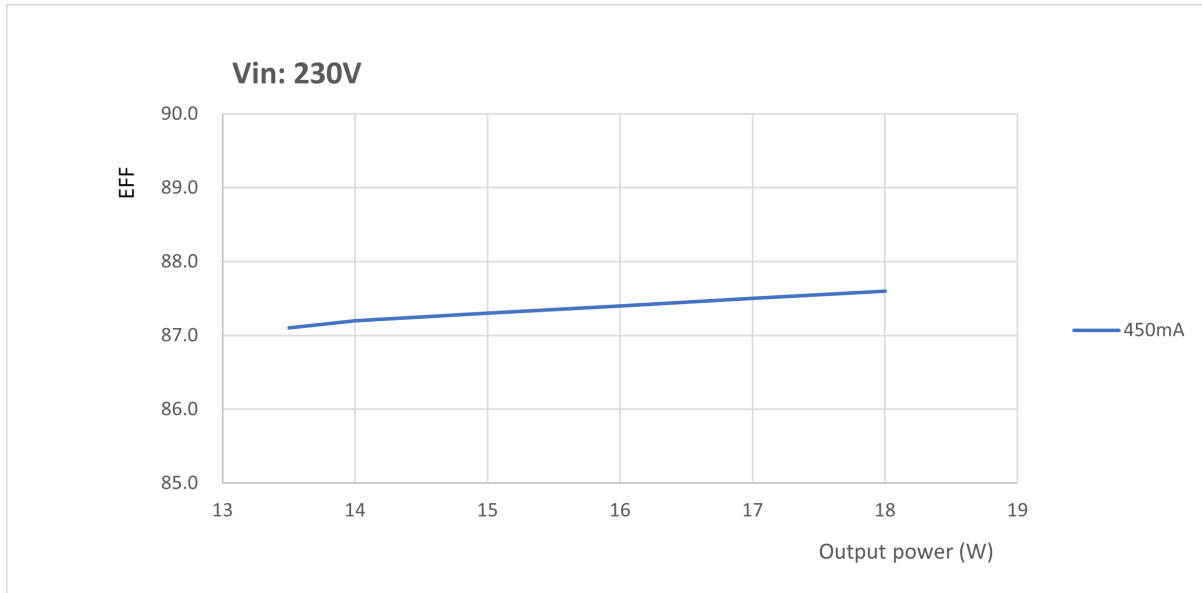
Operating window



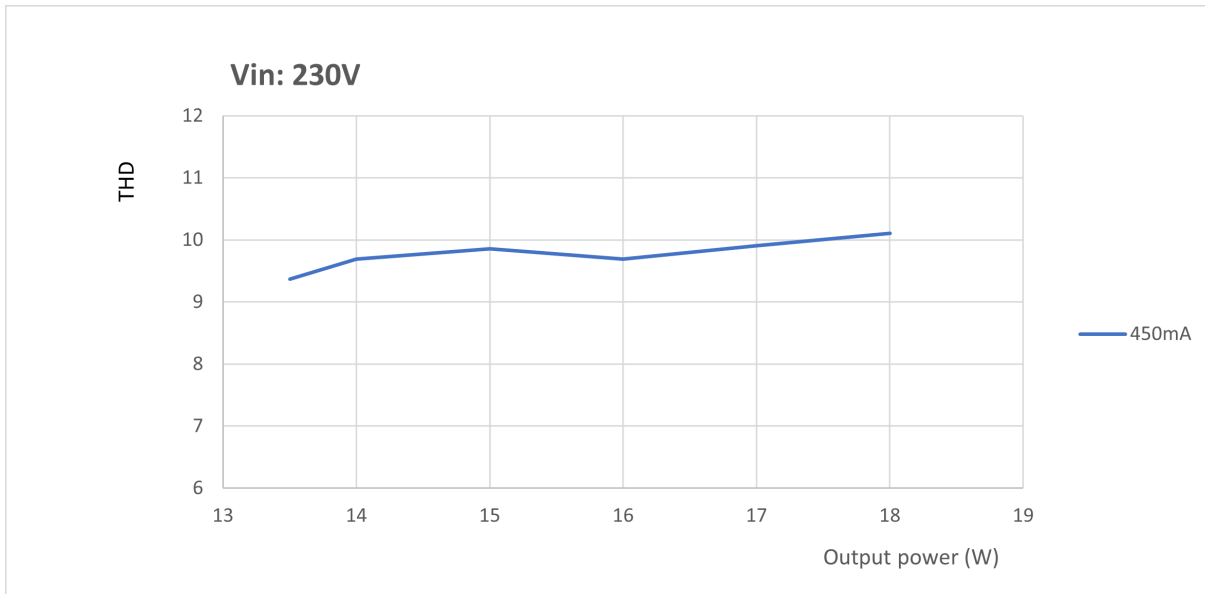
Power factor versus output power



Efficiency versus output power



THD versus output power



©2024 Signify Holding, IBRS 10461, 5600 VB, NL. All rights reserved.
UK importer address: Signify Commercial UK Limited, 3, Guildford Business Park, GU2 8XG.

The information provided herein is subject to change without notice. Signify does not give any representation or warranty as to the accuracy or completeness of the information included herein and shall not be liable for any action in reliance thereon. The information presented in this document is not intended as any commercial offer and does not form part of any quotation or contract, unless otherwise agreed by Signify.

Philips and the Philips Shield Emblem are registered trademarks of Koninklijke Philips N.V. All other trademarks are owned by Signify Holding or their respective owners.

Date of release: June 25, 2024 v5

www.philips.com/oem