

LF-012SxxxxH

012S SELV | Constant Current - Non Dimmable



Product family features

- Flicker free
- Ultra-quiet operation
- IP20
- 5 years guarantee



Product family benefits

- Compact volume: compatible with 35mm hole
- High cost performance

Typical applications

- For indoor down light
- For spotlight, wall light

Product parameters

- Output current 250/300mA
- Output power 7.5-12W
- Input voltage 220-240Vac
- Output voltage 30-40Vdc
- Efficiency 84%

Electrical data

Input data

Rated input voltage	220 ... 240V
Input voltage AC	198 ... 264V
Mains frequency	50/60Hz
Phase factor	≥0.7
Power factor	≥0.5
Efficiency	≥84%
THD	/
Input current	0.15A Max
Inrush current	20A ¹⁾
Loading number on circuit breaker 10 A (B)	59
Loading number on circuit breaker 10 A (C)	59
Loading number on circuit breaker 16 A (B)	94
Loading number on circuit breaker 16 A (C)	94
Protective conductor current	≤0.7mA

Output data

Nominal output voltage	30... 40V
Nominal output current	250/300mA
Maximum output power	12W
Nominal output power	7.5...12W
Output ripple current (100 Hz)	<5%
Flicker	According to IEEE Std 1789-2015
CIE SVM	≤0.4
IEC-Pst	≤1
Current tolerance	±7%
Temperature tolerance	±10%
Start-up time	<0.5S

Safety

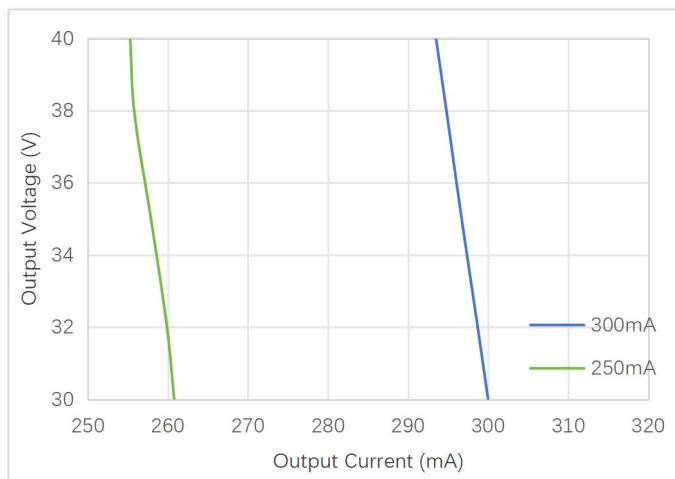
Withstanding voltage	I/P-O/P: 3.75kV&5mA&60S
Surge capability (L-N)	L-N: 1kV
Surge capability (L/N-Ground)	-
Insulation resistance	I/P-O/P: >100MΩ@500Vdc
Guarantee	5 years ²⁾

1) t=60μs

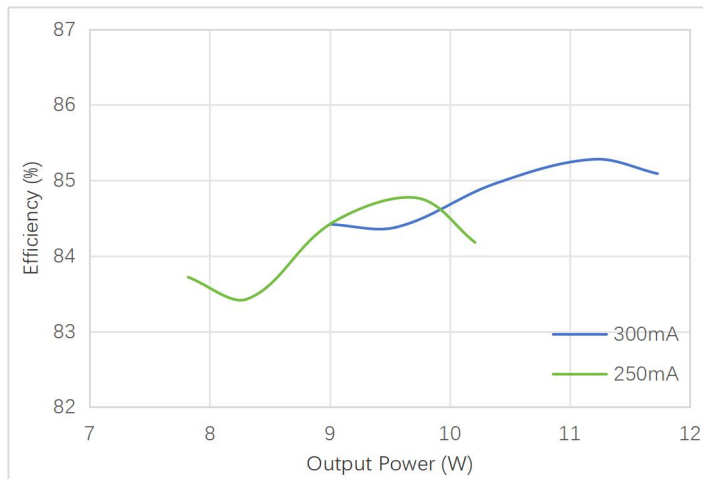
2) 5 years@Tc≤75°C

Characteristic diagrams

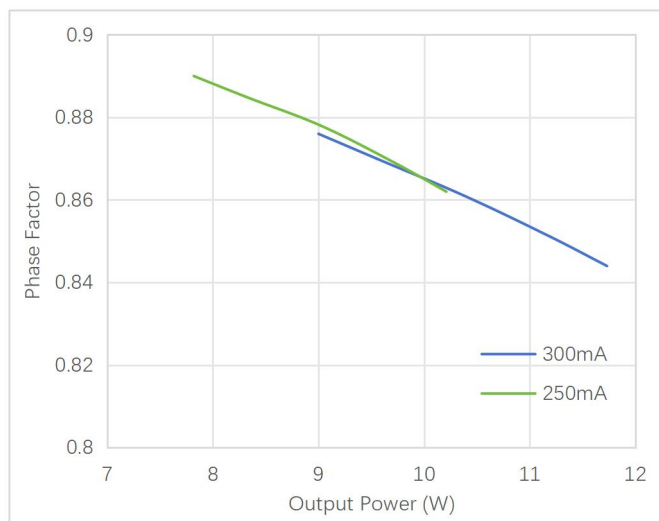
Operating Window



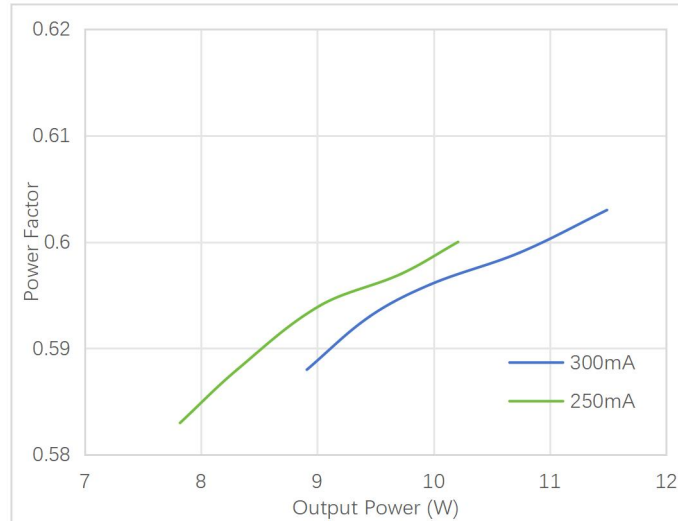
Typical Efficiency vs Load



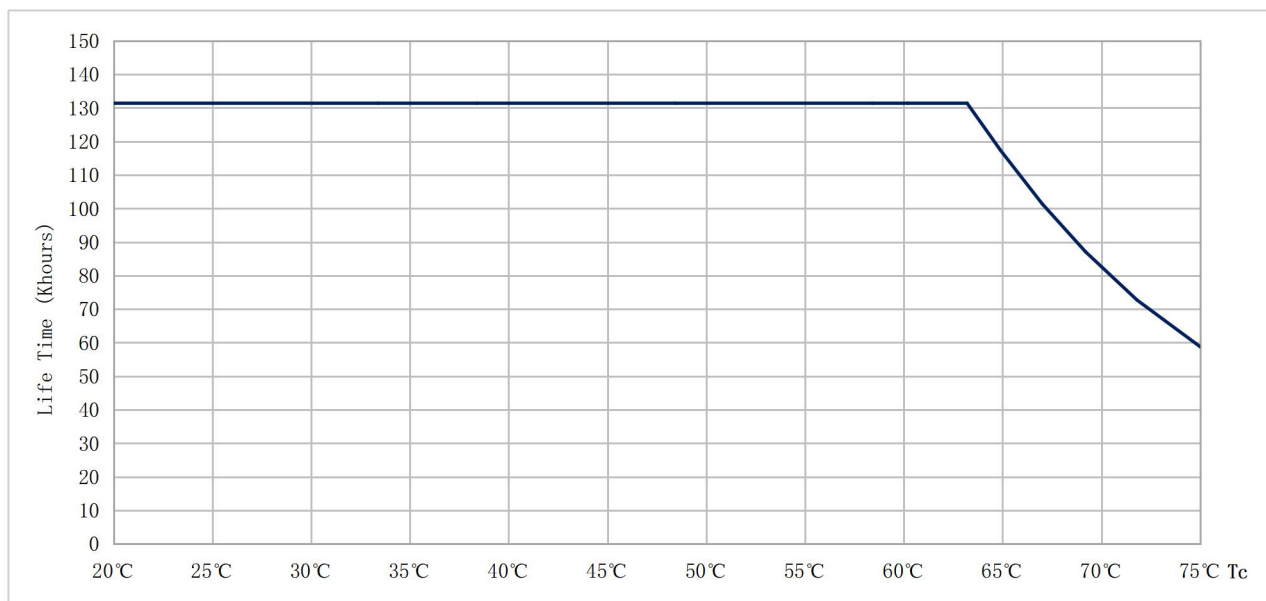
Typical Phase Factor vs Load



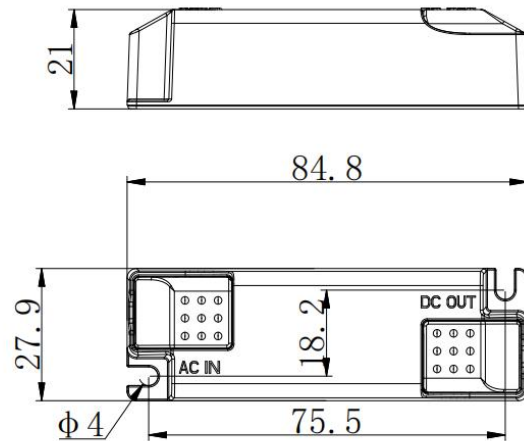
Typical Power Factor vs Load



Lifespan



Dimensions



Mounting hole spacing, length	75.5mm
Positioning hole diameter	4.0mm
Product weight	30 g
Cable cross-section, input side	0.75 ... 1.5 mm ²
Cable cross-section, output side	0.5 ... 1.5 mm ²
Cable outer diameter, input side	3... 5mm
Cable outer diameter, output side	3... 5mm
Wire preparation length, input side	7 ... 8mm
Wire preparation length, output side	7 ... 8mm
Length	84.8mm
Width	27.9mm
Height	21mm

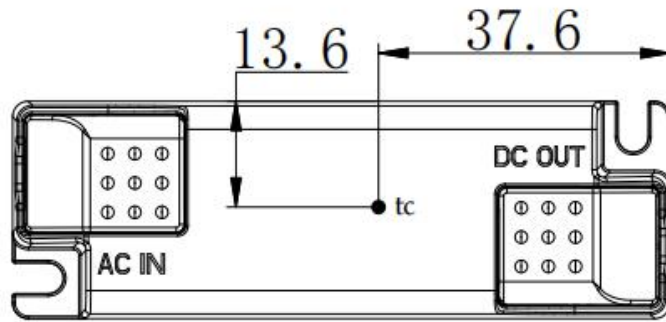
Colors & materials

Casing material	PC
Casing color	White

Temperature & operating conditions

Ambient temperature range	-20 ... +45°C
Maximum temperature at tc test point	75°C
Temperature range at storage	-40 ... +80°C (6 months in Class I environment)
Humidity range at storage	10-90%RH (no condensation)
Humidity during operation	20-90%RH
RoHS	RoHS 2.0 (EU) 2015/863

Tc test point



Note: The picture is a front view, and the Tc point is on the front of the product.

Product terminal

Input		Output	
AC-L	AC live wire input	LED+	Positive terminal output of LED driver
AC-N	AC neutral wire input	LED-	Negative terminal output of LED driver

Capabilities

Dimmable	-
Overheating protection	-
Overload protection	-
Short circuit protection	Self-recovery
No-load protection	<59V
Input overvoltage protection	-
Suitable for fixtures with prot. class	II
Control interface	-
Output interface	-

Programming

Programming device	-
DALI control software	-
APP	-

Certificates & standards

Approval marks	CCC, ENEC, CB, CE, RCM, UKCA
Standards	GB 19510.1-2009, GB 19510.14-2009 IEC/EN 61347-2-13, IEC/EN 61347-1, IEC/EN 62493 IEC/EN 62384 AS 61347.1, AS 61347.2.13
EMC	GB 17625.1-2022, GB/T 17743-2021 EN 55015, EN 61547, EN 61000-3-2,3
Type of protection	IP20

Logistical data

Product	Packaging unit (Pieces/Unit)	Dimensions (L*W*H)	Volume	Gross weight
LF-012SxxxxH	288	385mm*285mm*223mm	24.47 dm ³	8.8kg±5%

Test equipment & condition

Test equipment	AC power source: CHROMA6530, digital power meter: CHROMA66205, oscilloscope: Tektronix DPO3014, DC electronic load: M9712B, LED board, constant temperature and humidity chamber, lightning surge generator: Everfine EMS61000-5B, rapid group pulse generator: Everfine EMS61000-4A, spectroanalyzer: KH3935, hi-pot tester: EEC SE7440, flicker tester (flicker-free coefficient test): Everfine LFA-3000, etc.
-----------------------	---

If there are no special remarks, the above parameters are tested at the ambient temperature of 25°C, humidity of 50%, maximum output load and input voltage of 230Vac/50Hz.

Additional information

1. It is recommended that user install the over voltage protection, under voltage protection and surge protection devices in the power supply circuits of light fixtures to ensure electricity safety.

2. The LED driver used in combination with the end device is one of the accessories of the whole light fixture, and the EMC of the whole light fixture is not only susceptible to the driver itself, but to the LED light fixture and the whole light fixture's wiring. Thus, the manufacturer of LED light fixture should re-confirm the EMC of the whole light fixture before the whole light fixture is finished.

3. The number of LED drivers that can be connected to a circuit breaker and the inrush current are tested under the same conditions.

4. The PC cover, casing and end cap for assembling the LED driver in the light fixture must meet the fire rating of UL94-V0 or above.

Transportation & storage

Suitable transportation means: vehicles, boats and aeroplanes.

In transit, it is necessary to prepare awnings for rain or sun protection. Moreover, please keep civilized loading and unloading to prevent the vibration or impact on LED driver as much as possible.

The storage of LED driver shall conform to the standard of Class I environment.

1. When using the products which have been stored for more than 6 months, please re-test their electrical parameters firstly by powering on. Do not use them unless they are tested to be qualified.

2. When using the products which have been stored for 6 to 12 months, please run them on power for more than 2 hours firstly.

3. When using the products which have been stored for more than 12 months, please conduct an actual assessment of quality risks firstly. Direct use is not recommended.

Cautions

Please use Lifud LED driver according to its parameters in the specification, otherwise the LED driver may malfunction.

Using any incompatible light fixtures or those that have not been certified may cause fire, explosion or other risks.
Man-made damage is beyond the scope of Lifud warranty service.

Disclaimer

Subject to change without notice. Errors and omissions excepted. Always make sure to use the most recent release.
Lifud Technology Co., Ltd. reserves the right to interpret any content of this specification.