

PRODUCT DATASHEET

DR-V -60/220-240/24

LED DRIVER VALUE | Constant voltage LED driver



Areas of application

- Cove lighting, even in tight spaces
- Wallwasher effect lighting in living rooms, dining rooms, bedrooms, entrances
- For indoor SELV installations
- Offices, shopping centers, hospitals, restaurants, hotels

Product benefits

- Perfectly matched to 24 V LED flexible strips
- Excellent price/performance ratio
- 3 years guarantee
- Quick and simple installation
- Good efficiency and reliability

Product features

- Available in 30 W, 60 W, 120 W and 150 W
- Integrated cable clamp for independent installation
- Lifetime: up to 35,000 h (at max. tc temperature)
- Type of protection: IP20
- Supply voltage: 220...240 V
- Operating frequency: 50/60 Hz
- Operated with less than 60 V: Safety extra-low voltage (SELV)
- Reversible overtemperature, overload, short-circuit and open-circuit protection

TECHNICAL DATA

Electrical data

Nominal wattage	60.00 W
Nominal output power	60 W ¹⁾
Nominal voltage	220...240 V
Nominal output voltage	24 V ²⁾
Input voltage range	220...240 V
Input voltage AC	198...264 V ³⁾
U-OUT (working voltage)	24 V
Type of current	DC
Nominal current	390 mA
Nominal output current	2500 mA ⁴⁾
Inrush current	43.8 A
Output ripple current (120 Hz)	< 1 %
Mains frequency	50...60 Hz
Total harmonic distortion	< 8 % ⁵⁾
Power factor λ	0.97 ⁶⁾
ECG efficiency	89 % ⁷⁾
Device power loss	4.5 W ⁸⁾
Max. ECG no. on circuit breaker 10 A (B)	9
Max. ECG no. on circuit breaker 16 A (B)	14
Max. ECG no. on circuit breaker 25 A (B)	23
Surge capability (L-N)	1 kV
Galvanic isolation	SELV

1) From 0 to 60 W

2) Maximum 24 V

3) Permitted voltage range

4) $\pm 10\%$

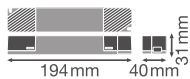
5) At full load, 220...240 V, 50 Hz

6) Full load at 230 V

7) At full load and 230 V

8) At maximum LED load of 60 W

Dimensions & Weight



Length	194.00 mm
Mounting hole spacing, length	183.00 mm
Width	40.00 mm
Height	31.00 mm
Cable cross-section, input side	0.75...1.5 mm ²
Cable cross-section, output side	0.5...1.5 mm ²
Prewired	No
Wire preparation length, input side	7...9 mm
Wire preparation length, output side	7...9 mm
Product weight	215.00 g

Colors & materials

Product color	White
Casing material	Plastic
Body material	Plastic

Temperatures & operating conditions

Ambient temperature range	-20...+45 °C
Maximum temperature at tc test point	90 °C
Max.housing temperature in case of fault	110 °C
Temperature range in operation	-20...+45 °C
Permitted rel. humidity during operation	20...90 % ¹⁾

¹⁾ Maximum 56 days/year at 90%

Lifespan

ECG lifetime	35000 h ¹⁾
--------------	-----------------------

¹⁾ At maximum T_c = 85°C / 10% failure rate

Capabilities

Dimmable	No
----------	----

Dimming interface	Not dimmable
Overheating protection	Yes
Overload protection	Yes
Short-circuit protection	Yes
Suitable for fixtures with prot. class	I,II
Suitable for emergency lighting	No
Type of connection, output side	Screwless terminal






Certificates & Standards

Approval marks – approval	CE / UKCA / EAC
Standards	Acc. to EN 61347-1 / Acc. to EN 61347-2-13 / Acc. to EN 55015 / Acc. to EN 61547 / Acc. to EN 61000-3-2 / Acc. to EN 62384
Protection class	II
Type of protection	IP20

LOGISTICAL DATA

Temperature range at storage	-25...+80 °C
------------------------------	--------------

DOWNLOAD DATA

Documents and certificates		Document name
	User instruction / safety instructions	DRIVER VAL CV G3
	Legal information	Informationstext 18 Abs 4 ElektroG
	Legal information	Safety Insert G11205498
	Declarations of conformity	DR-V
	Declarations of conformity UKCA	DR-V

LOGISTICAL DATA

Product code	Packaging unit (Pieces/Unit)	Dimensions (length x width x height)	Gross weight	Volume
4058075835870	Folding box 1	36 mm x 44 mm x 199 mm	230.00 g	0.32 dm ³
4058075835887	Shipping box 20	287 mm x 244 mm x 174 mm	5238.00 g	12.18 dm ³

The mentioned product code describes the smallest quantity unit which can be ordered. One shipping unit can contain one or more single products. When placing an order, for the quantity please enter single or multiples of a shipping unit.

References / Links

– For Guarantee see www.ledvance.com/guarantee

DISCLAIMER

Subject to change without notice. Errors and omission excepted. Always make sure to use the most recent release.